


NAVY

BREACHERS

UNIFORM





**With the mini black primed
i make a photo to use it as
a lightning guide.**

**Con la mini imprimada en
negro hago una foto para
usarla como guía de
iluminacion.**



This is going to be the main palette for the cloth and for the ornament.

Esta va a ser la paleta principal para la tela y para el adorno.



Antracite grey
in big areas.

Antracite grey
en areas
grandes



Antracite grey +
spectrum blue
Mix 1:1

Less area /
menos area

Mix each pair of
the used tones in
the previous
steps.

Then, apply those
mixes between
the corresponding
layers, blurring
the colours.



Difumino todos los
colores mezclando
pares de los tonos
usados y
aplicandolos entre
cada uno de ellos

Black
Antracite grey
Spectrum blue



I continue applying tones in a irregular pattern to mimic some cloth

Sigo aplicando tonos en un patrón irregular para imitar alguna tela.

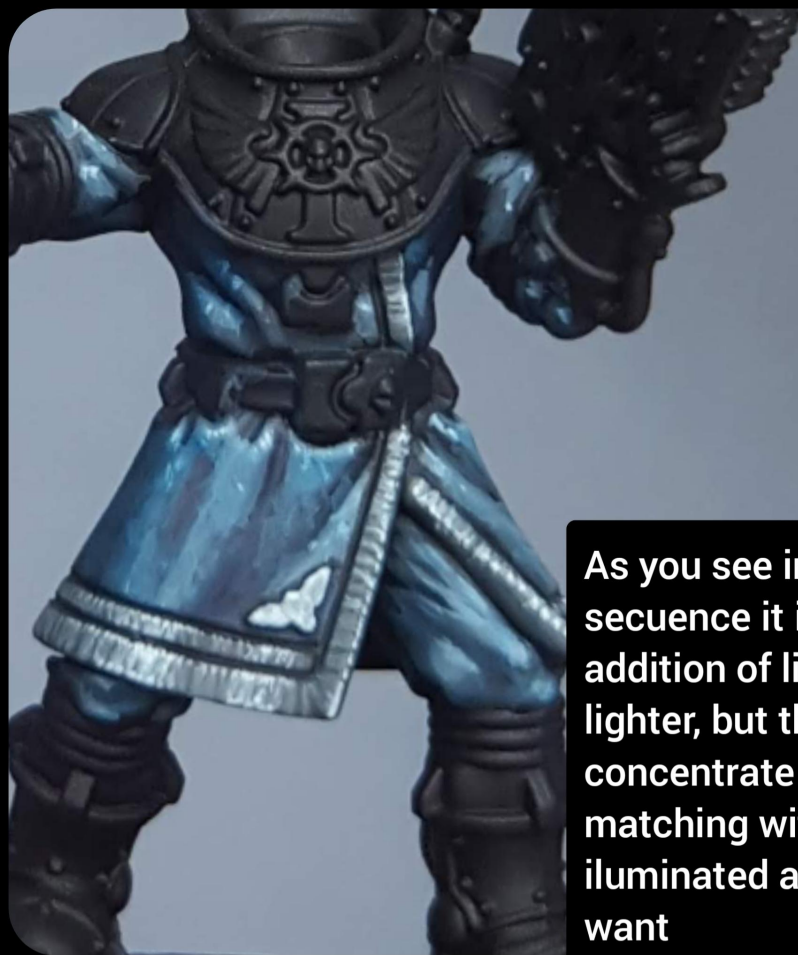


Finally i shot with airbrush a sutile coat of Dark Prussian blue from below to help merge everything.



Finalmente, disparé con aerógrafo una capa sutil de Dark prussian blue desde abajo para ayudar a fusionar todo.





As you see in the previous sequence it is just an addition of lines each time lighter, but the key is concentrate the light tones matching with the illuminated areas that you want



Como veis en la secuencia anterior es solo una suma de líneas cada vez mas claras, pero la clave es concentrar los tonos claros haciendo juego con las zonas iluminadas que quieras



I define it with black line
Y lo defino con una linea negra

Brand/marca: AcrylPro



The metals are easy, just select any bronze dark to light color sequence and apply it as usual (gw style)

Los metales son fáciles, simplemente seleccionar cualquier secuencia de color de bronce oscuro a claro y aplicarla como siempre (estilo de gw)






Base coat
Capa base




Agrax earthshade wash
Lavadi con agrax
earthshade




Add some reflection
Añadir algun reflejo

A close-up photograph of a miniature's chest armor. The armor is primarily gold with blue-grey sections. In the center is a dark, embossed symbol resembling a skull or a cross with wings. The lighting is somewhat flat, and the image is the first in a sequence.

Chest symbol
Símbolo del pecho

The same close-up of the chest armor as in the first image, but with a soft, circular light effect added to the central symbol, making it stand out more.

Just adding
light from to
the center.
Why? Looks
cool

The same close-up of the chest armor, showing the light effect on the central symbol from a slightly different angle or intensity.

Solo añado
luz desde el
centro. ¿Por
qué? Se ve
bien



Finally details of the boots
Finalmente el detalle de las botas





Ak Interactive

3ª Generación (5)

11024

Ash Grey Standard



11162

Spectrum Blue Standard



11167

Anthracite Grey Standard



11168

Pastel Blue Pastel



11189

Dark Prussian Blue Standard



Citadel

Shade (1)

53018

Agrax Earthshade (24ml) Mate

